

Cooper Lighting Solutions Photometric Lab
1121 Highway 74 South
Peachtree City, GA 30269

Cooper Lighting Solutions Photometric Lab
1121 Highway 74 South
Peachtree City, GA 30269

Scaled data based on original data using
LM-79-2024 Approved Method: Electrical and Photometric Measurements of Solid-
State Lighting Products

Test Report Prepared for
Cooper Lighting Solutions

Brand: STREETWORKS

Report Number: P1457381

Luminaire Tested: GLAN-SB2C-930-U-T4LG

Issue Date: 05/20/2026

Test Information

Test Method: LM-79-2024
Report Number: P1457381
Test Lab: INNOVATION CENTER(G1)
Issue Date: 5/22/2026
Manufacturer: COOPER LIGHTING SOLUTIONS
Product Line: STREETWORKS
Catalog Number: GLAN-SB2C-930-U-T4LG
Description: GALLEON II AREA AND ROADWAY HIGH DENSITY LUMINAIRE 615mA 2xLight Square
PACKAGE 90CRI 3000K FIXTURE w/ TYPE IV LOW GLARE
Light Source: (52) 3000K CCT, 90 CRI LEDS
Ballast/Driver: ELECTRONIC DRIVER

Summary

Lumens per Lamp: N/A
Luminaire Lumens: 10203.4 lumens
Efficiency: N/A
Efficacy: 101.1 lumens/watt
Luminous Opening: Rectangular (W 1' x L: 1' x H: 0')
IES Classification: Type IV - Short
BUG Rating: B2 - U0 - G2

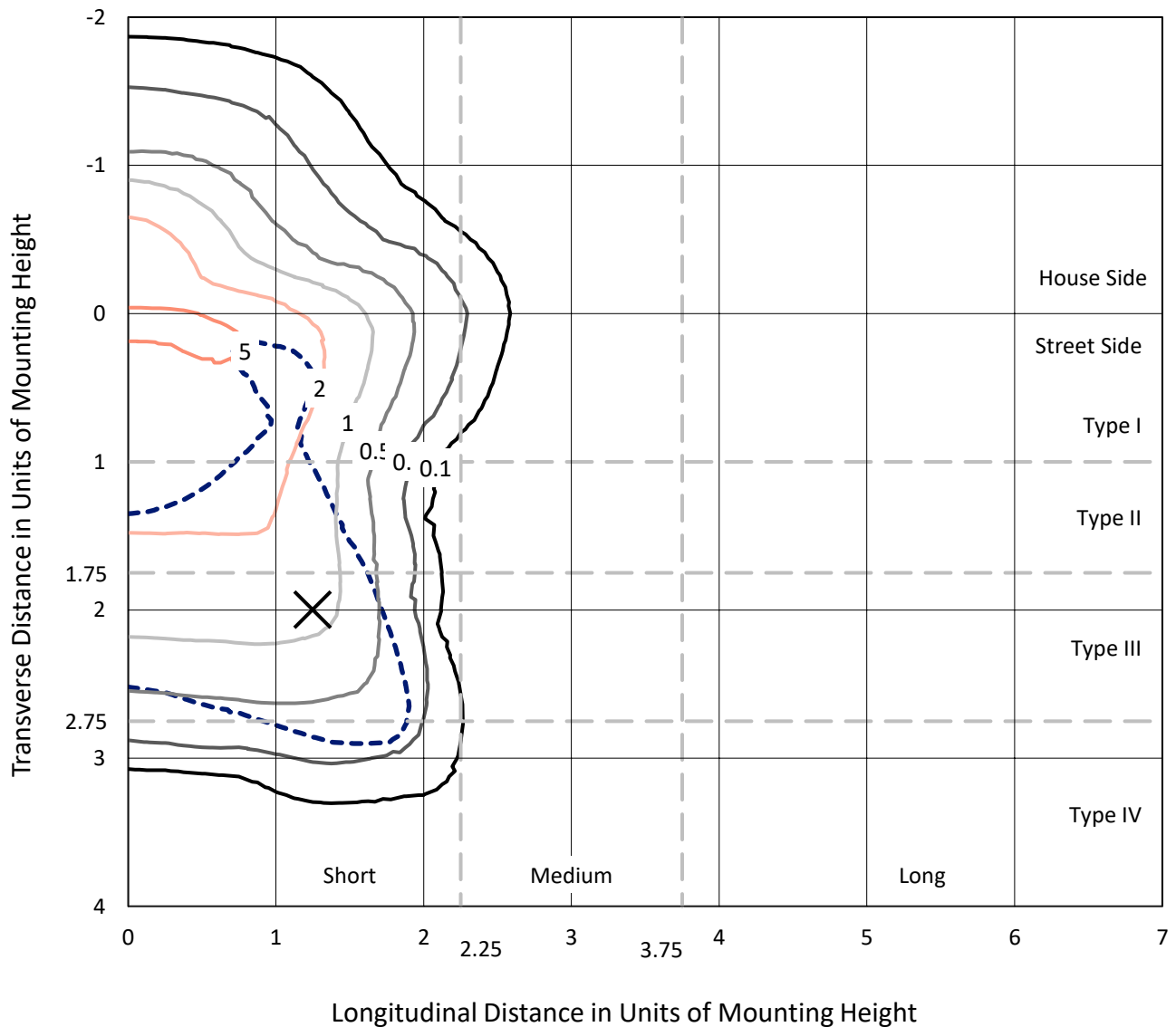
Input Watts (W): 100.9
Input Voltage (V): 120
Input Current (Ain): NR
Voltage Rise (V): NR
Power Factor: 0.97
Total Harmonic Distortion (THDi): NR
Frequency (hertz): 60
Stabilization Time: NR
Operation Time: NR
Ambient Temperature (°C): NR
Test Distance: 28.75 FT

REPORT NUMBER: P1457381

CATALOG NUMBER: GLAN-SB2C-930-U-T4LG

Iso-Footcandle Lines of Horizontal Illumination

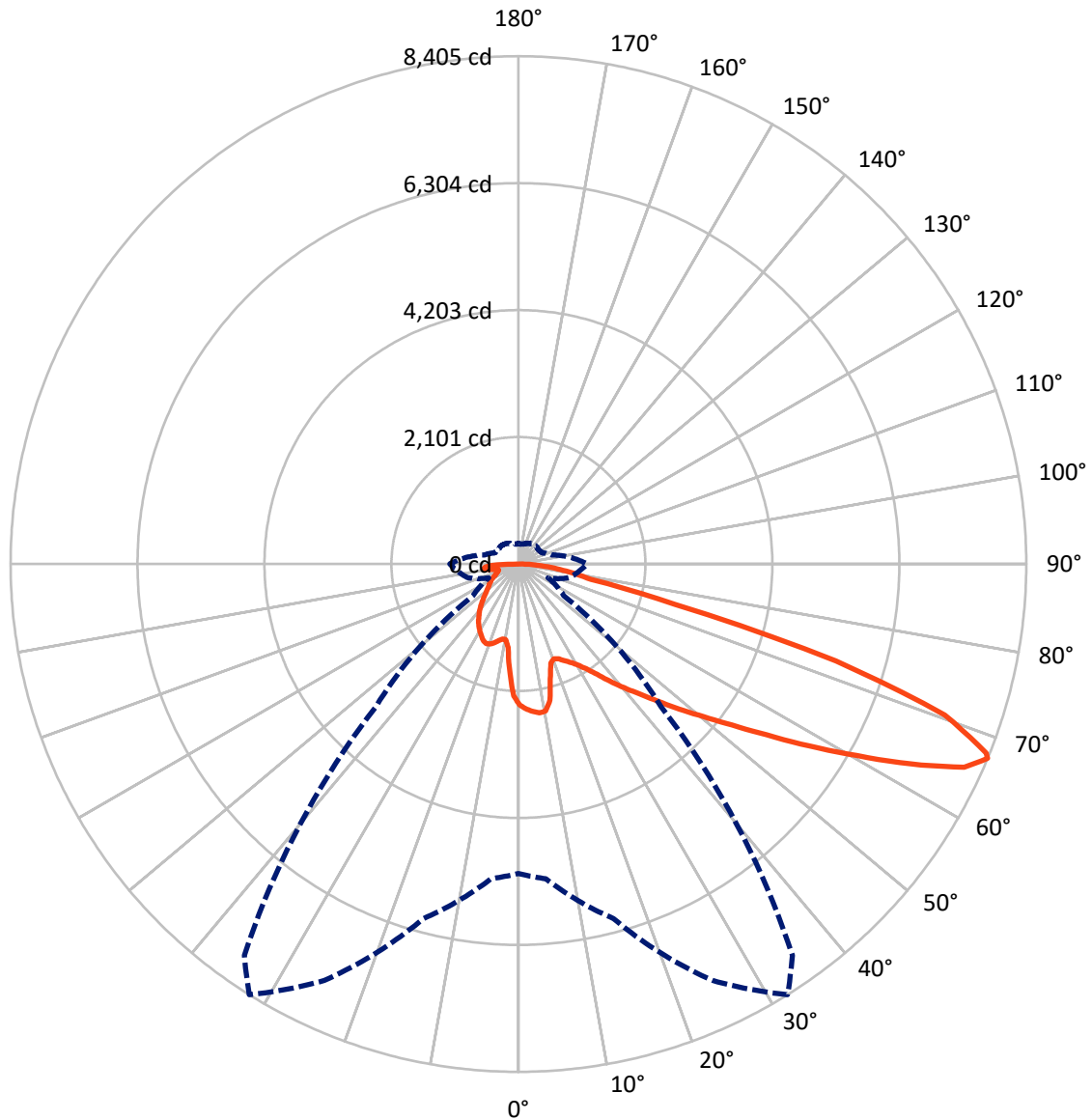
× Max cd
 - - - 1/2 Max cd



Based on 20 foot mounting height. Maximum calculated value = 6.3 fc
 Type IV - Short - N/A

REPORT NUMBER: P1457381
CATALOG NUMBER: GLAN-SB2C-930-U-T4LG

Luminous Intensity Polar Plot



— Vertical Plane Through 32-Deg Lateral - - - Horizontal Cone Through 67-Deg Vertical

REPORT NUMBER: P1457381

CATALOG NUMBER: GLAN-SB2C-930-U-T4LG

FLUX DISTRIBUTION:

		Downward	Upward	Total
House Side	Lumens	2415.6	0.0	2415.6
	% Fixture	23.7	0.0	23.7
Street Side	Lumens	7787.7	0.0	7787.7
	% Fixture	76.3	0.0	76.3
Total	Lumens	10203.4	0.0	10203.4
	% Fixture	100.0	0.0	100.0

Coefficient of Utilization

ZONAL LUMENS:

Zone	Lumens	% Fixture
0°-10°	203.7	2.0
10°-20°	540.8	5.3
20°-30°	883.2	8.7
30°-40°	1301.8	12.8
40°-50°	1795.2	17.6
50°-60°	2267.9	22.2
60°-70°	2194.9	21.5
70°-80°	783.3	7.7
80°-90°	232.6	2.3
90°-100°	0.0	0.0
100°-110°	0.0	0.0
110°-120°	0.0	0.0
120°-130°	0.0	0.0
130°-140°	0.0	0.0
140°-150°	0.0	0.0
150°-160°	0.0	0.0
160°-170°	0.0	0.0
170°-180°	0.0	0.0
0°-90°	10203.4	100.0
0°-180°	10203.4	100.0



REPORT NUMBER: P1457381

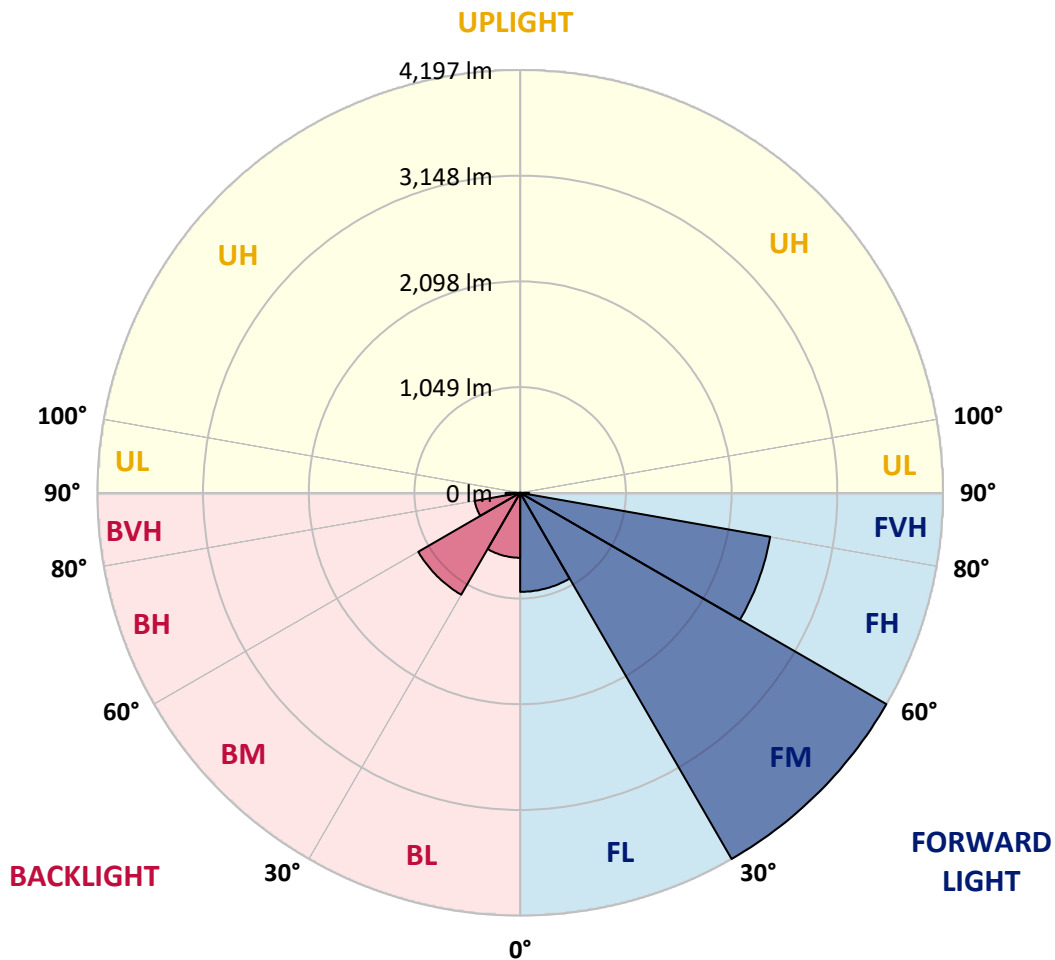
CATALOG NUMBER: GLAN-SB2C-930-U-T4LG

LUMINAIRE CLASSIFICATION SYSTEM LUMEN TABLE AND BUG RATING:

Zone		Lumens	% Fixture	Zone Rating/Lumen Limit		
				B	U	G
FL	(0°-30°)	983.1	9.6			
FM	(30°-60°)	4197.0	41.1			
FH	(60°-80°)	2520.0	24.7			G2/5000
FVH	(80°-90°)	87.7	0.9			G1/100
BL	(0°-30°)	644.6	6.3	B2/1000		
BM	(30°-60°)	1167.8	11.4	B2/2500		
BH	(60°-80°)	458.2	4.5	B1/500		G1/500
BVH	(80°-90°)	145.0	1.4			G2/225
UL	(90°-100°)	0.0	0.0		U0/0	
UH	(100°-180°)	0.0	0.0		U0/0	

BUG Rating: B2-U0-G2

Type IV Short





REPORT NUMBER: P1457381

CATALOG NUMBER: GLAN-SB2C-930-U-T4LG

CANDELA DISTRIBUTION (FULL):

	0°	5°	15°	25°	32°	35°	45°	55°	65°	75°	85°
0°	2331.3	2331.3	2331.3	2331.3	2331.3	2331.3	2331.3	2331.3	2331.3	2331.3	2331.3
2.5°	2419.6	2412.8	2406.0	2410.6	2401.5	2399.2	2387.9	2383.4	2369.8	2367.5	2342.6
5°	2469.5	2455.9	2453.6	2458.1	2449.1	2449.1	2440.0	2433.2	2412.8	2401.5	2365.2
7.5°	2469.5	2467.2	2471.7	2487.6	2489.9	2489.9	2489.9	2492.1	2471.7	2455.9	2399.2
10°	2329.0	2306.3	2356.2	2435.5	2474.0	2496.6	2537.4	2562.3	2546.5	2535.2	2458.1
12.5°	1909.9	1912.1	1991.4	2161.3	2315.4	2381.1	2551.0	2641.6	2648.4	2630.3	2532.9
15°	1619.9	1631.2	1672.0	1794.3	1971.0	2068.5	2471.7	2711.9	2766.2	2748.1	2623.5
17.5°	1531.5	1538.3	1556.4	1626.7	1726.4	1805.7	2256.5	2757.2	2909.0	2886.3	2725.5
20°	1517.9	1522.5	1545.1	1604.0	1672.0	1717.3	2036.7	2720.9	3042.6	3033.6	2818.4
22.5°	1520.2	1524.7	1554.2	1635.7	1706.0	1744.5	1966.5	2637.1	3183.1	3192.2	2913.5
25°	1524.7	1527.0	1572.3	1681.0	1769.4	1817.0	2011.8	2562.3	3300.9	3378.0	3017.7
27.5°	1549.6	1556.4	1617.6	1740.0	1844.2	1898.5	2118.3	2587.3	3430.1	3588.6	3142.3
30°	1617.6	1622.1	1696.9	1823.8	1937.1	1993.7	2245.2	2687.0	3588.6	3806.1	3264.7
32.5°	1724.1	1728.6	1814.7	1946.1	2068.5	2136.4	2410.6	2877.3	3765.4	4035.0	3387.0
35°	1871.4	1873.6	1971.0	2111.5	2240.6	2317.7	2603.1	3092.5	3948.9	4229.8	3477.6
37.5°	2045.8	2061.7	2161.3	2308.6	2460.4	2530.6	2829.7	3344.0	4112.0	4395.2	3529.7
40°	2286.0	2290.5	2387.9	2530.6	2691.5	2759.5	3056.2	3581.9	4291.0	4492.6	3577.3
42.5°	2532.9	2571.4	2653.0	2811.6	2931.6	2986.0	3314.5	3799.3	4433.7	4497.1	3556.9
45°	2863.7	2893.1	2974.7	3115.1	3235.2	3298.7	3593.2	3998.7	4506.2	4458.6	3511.6
47.5°	3242.0	3260.1	3325.8	3452.7	3586.4	3631.7	3883.2	4112.0	4533.4	4431.4	3491.2
50°	3688.3	3688.3	3735.9	3844.7	3967.0	4030.4	4150.5	4180.0	4612.7	4383.9	3543.3
52.5°	4064.4	4082.5	4146.0	4300.0	4422.4	4494.9	4358.9	4284.2	4451.8	4118.8	3559.2
55°	4424.6	4445.0	4587.8	4780.3	4988.8	5068.1	4619.5	4232.1	3910.4	3731.4	3450.4
57.5°	4769.0	4812.0	4991.0	5367.1	5682.0	5675.2	4950.2	3765.4	3192.2	3303.2	3212.6
60°	5249.3	5294.6	5580.1	6053.6	6438.7	6277.9	4954.8	3133.3	2487.6	2637.1	2766.2
62.5°	5650.3	5727.3	6146.5	6934.9	7288.3	7036.8	4544.7	2399.2	1651.6	1839.6	2138.7
65°	5614.1	5716.0	6366.2	7582.8	8110.7	7877.4	3944.3	1517.9	851.9	1257.4	1497.5
67°	5120.2	5231.2	6074.0	7605.5	8405.2	7906.8	3330.4	917.6	541.5	872.2	1039.9
67.5°	4837.0	5000.1	5929.0	7562.4	8350.9	7782.2	3054.0	768.0	509.8	811.1	947.0
70°	2974.7	3237.5	4449.6	6685.7	7485.4	6513.5	1696.9	435.0	414.6	543.7	654.7
72.5°	894.9	974.2	1717.3	4288.7	5494.0	4827.9	763.5	335.3	371.6	437.3	505.2
75°	435.0	464.4	709.1	1753.5	2675.6	2662.0	425.9	287.7	344.4	367.0	398.7
77.5°	278.7	296.8	441.8	981.0	1225.7	1092.0	308.1	251.5	305.9	301.3	296.8
80°	174.4	183.5	283.2	568.7	904.0	754.4	226.6	206.2	262.8	233.4	210.7
82.5°	113.3	124.6	181.2	346.6	645.7	561.9	149.5	147.3	217.5	185.8	163.1
85°	74.8	83.8	115.5	203.9	382.9	401.0	97.4	102.0	167.7	140.5	124.6
87.5°	27.2	34.0	58.9	90.6	179.0	222.0	40.8	38.5	81.6	65.7	52.1
90°	0.0	0.0	0.0	0.0	0.0	0.0	0.0	0.0	0.0	0.0	0.0



REPORT NUMBER: P1457381

CATALOG NUMBER: GLAN-SB2C-930-U-T4LG

CANDELA DISTRIBUTION (continued):

	90°	95°	105°	115°	125°	135°	145°	155°	165°	175°	180°
0°	2331.3	2331.3	2331.3	2331.3	2331.3	2331.3	2331.3	2331.3	2331.3	2331.3	2331.3
2.5°	2338.1	2331.3	2299.5	2272.4	2252.0	2224.8	2195.3	2161.3	2138.7	2143.2	2136.4
5°	2349.4	2331.3	2270.1	2177.2	2086.6	1973.3	1828.3	1742.2	1676.5	1642.5	1651.6
7.5°	2374.3	2342.6	2213.5	2025.4	1789.8	1558.7	1416.0	1334.4	1295.9	1280.0	1277.8
10°	2417.4	2363.0	2141.0	1789.8	1481.7	1325.4	1273.2	1250.6	1246.1	1246.1	1243.8
12.5°	2469.5	2383.4	2018.6	1561.0	1334.4	1277.8	1268.7	1271.0	1277.8	1284.6	1273.2
15°	2532.9	2392.4	1866.8	1422.8	1305.0	1291.4	1305.0	1320.8	1332.1	1341.2	1329.9
17.5°	2596.3	2383.4	1724.1	1357.1	1309.5	1327.6	1354.8	1379.7	1386.5	1400.1	1391.1
20°	2641.6	2351.7	1601.8	1332.1	1320.8	1361.6	1395.6	1422.8	1436.4	1445.4	1436.4
22.5°	2675.6	2310.9	1513.4	1307.2	1320.8	1370.7	1411.4	1443.2	1459.0	1468.1	1456.8
25°	2705.1	2254.2	1445.4	1271.0	1293.6	1341.2	1386.5	1418.2	1440.9	1454.5	1447.7
27.5°	2741.3	2208.9	1382.0	1216.6	1237.0	1282.3	1329.9	1368.4	1411.4	1434.1	1429.6
30°	2782.1	2186.3	1320.8	1157.7	1171.3	1216.6	1273.2	1325.4	1384.3	1413.7	1413.7
32.5°	2829.7	2170.4	1264.2	1101.1	1112.4	1162.2	1216.6	1264.2	1327.6	1375.2	1372.9
35°	2850.1	2152.3	1218.9	1049.0	1071.6	1112.4	1155.4	1187.2	1252.9	1309.5	1314.0
37.5°	2870.5	2145.5	1196.2	1008.2	1026.3	1058.0	1080.7	1096.5	1157.7	1216.6	1218.9
40°	2895.4	2177.2	1212.1	981.0	965.1	996.8	1008.2	1017.2	1049.0	1087.5	1087.5
42.5°	2879.5	2199.9	1248.3	956.1	890.4	926.6	931.1	928.9	931.1	933.4	931.1
45°	2838.7	2177.2	1248.3	917.6	811.1	849.6	847.3	836.0	817.9	770.3	763.5
47.5°	2829.7	2163.6	1200.7	854.1	731.8	763.5	768.0	745.4	693.3	643.4	627.6
50°	2868.2	2188.5	1126.0	777.1	663.8	691.0	702.3	663.8	604.9	552.8	543.7
52.5°	2924.8	2220.2	1017.2	693.3	607.2	634.4	648.0	604.9	543.7	503.0	498.4
55°	2918.0	2220.2	894.9	616.2	564.1	584.5	607.2	561.9	514.3	491.6	489.4
57.5°	2770.8	2136.4	804.3	561.9	523.3	541.5	570.9	527.9	482.6	487.1	493.9
60°	2483.1	1918.9	736.3	525.6	487.1	505.2	536.9	487.1	428.2	412.3	412.3
62.5°	2045.8	1581.4	681.9	489.4	453.1	475.8	491.6	425.9	387.4	369.3	369.3
65°	1533.8	1223.4	625.3	459.9	423.7	448.6	430.5	398.7	360.2	346.6	348.9
67°	1137.3	949.3	577.7	435.0	405.5	416.9	403.3	380.6	342.1	330.8	342.1
67.5°	1021.8	901.7	566.4	428.2	401.0	410.1	396.5	378.3	337.6	326.2	337.6
70°	702.3	693.3	505.2	396.5	376.1	367.0	373.8	351.2	317.2	312.6	324.0
72.5°	534.7	552.8	453.1	369.3	348.9	337.6	353.4	330.8	296.8	303.6	314.9
75°	419.1	446.3	405.5	330.8	317.2	319.4	351.2	342.1	314.9	321.7	324.0
77.5°	310.4	360.2	346.6	287.7	276.4	308.1	396.5	423.7	376.1	364.8	348.9
80°	226.6	258.3	292.3	237.9	231.1	296.8	489.4	541.5	464.4	419.1	407.8
82.5°	167.7	181.2	240.1	190.3	167.7	265.1	543.7	636.6	552.8	466.7	453.1
85°	120.1	140.5	190.3	140.5	111.0	217.5	532.4	623.0	548.3	441.8	430.5
87.5°	43.0	61.2	81.6	63.4	56.6	149.5	439.5	448.6	342.1	156.3	158.6
90°	0.0	0.0	0.0	0.0	0.0	0.0	0.0	0.0	0.0	0.0	0.0

Cooper Lighting Solutions Photometric Lab
1121 Highway 74 South
Peachtree City, GA 30269



LM-79-2019: Approved Method: Electrical and Photometric Measurements of Solid-State Lighting Products

Report Prepared for

Cooper Lighting Solutions

McGraw-Edison

Report Number: SP1-2407-184-14

Test Date: 10/11/2024

Luminaire Tested: GSS-SB1A-930-U-5WQ

Data in this report applies to families of products including GSS-SB1A-930-U-5WQ

Test Information

Test Method: LM-79-2019
 Report Number: SP1-2407-184-14
 Test Lab: COOPER LIGHTING SOLUTIONS
 Photometer: SP1 - 76IN SPHERE
 Measurement Geometry: 4π
 Issue Date: 10/15/2024
 Manufacturer: COOPER LIGHTING SOLUTIONS
 Product Line: McGraw-Edison
 Catalog Number: **GSS-SB1A-930-U-5WQ**
 Description: GALLEON II SITE SLIM 1SQ 350MA 5WQ HIGH DENSITY LIGHTSQUARE WITH 90 CRI 3000K CCT 26 LEDS

Spectral Parameters

CCT (K): 2993
 CIE u': 0.2501
 CIE v': 0.5245
 Duv: 0.0021
 CIE x: 0.4406
 CIE y: 0.4107
 CIE z: 0.1487
 Peak Wavelength (nm): 621
 Dominant Wavelength (nm): 582
 Purity: 55.53327
 Rf: 92.6
 Rg: 98.5

CRI (Ra):	92.4		
R1:	92.2	R9:	58.2
R2:	95.2	R10:	87.7
R3:	97.0	R11:	93.5
R4:	93.1	R12:	81.7
R5:	91.7	R13:	92.9
R6:	94.2	R14:	97.6
R7:	93.3	R15:	88.1
R8:	82.3		



Test Conditions

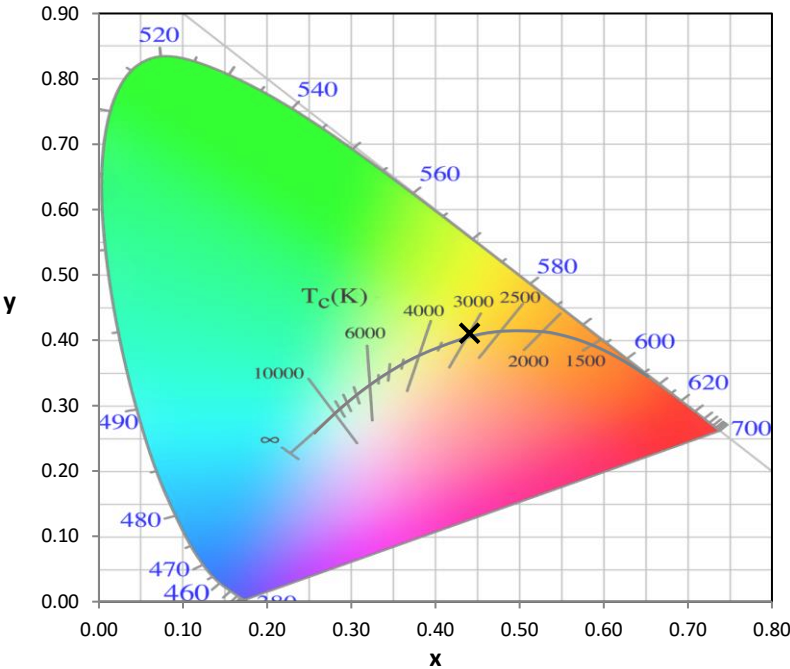
Stabilization Time: 20M
 Operation Time: 1H 20M
 Sphere Temperature (°C): 25.2

REPORT NUMBER: SP1-2407-184-14

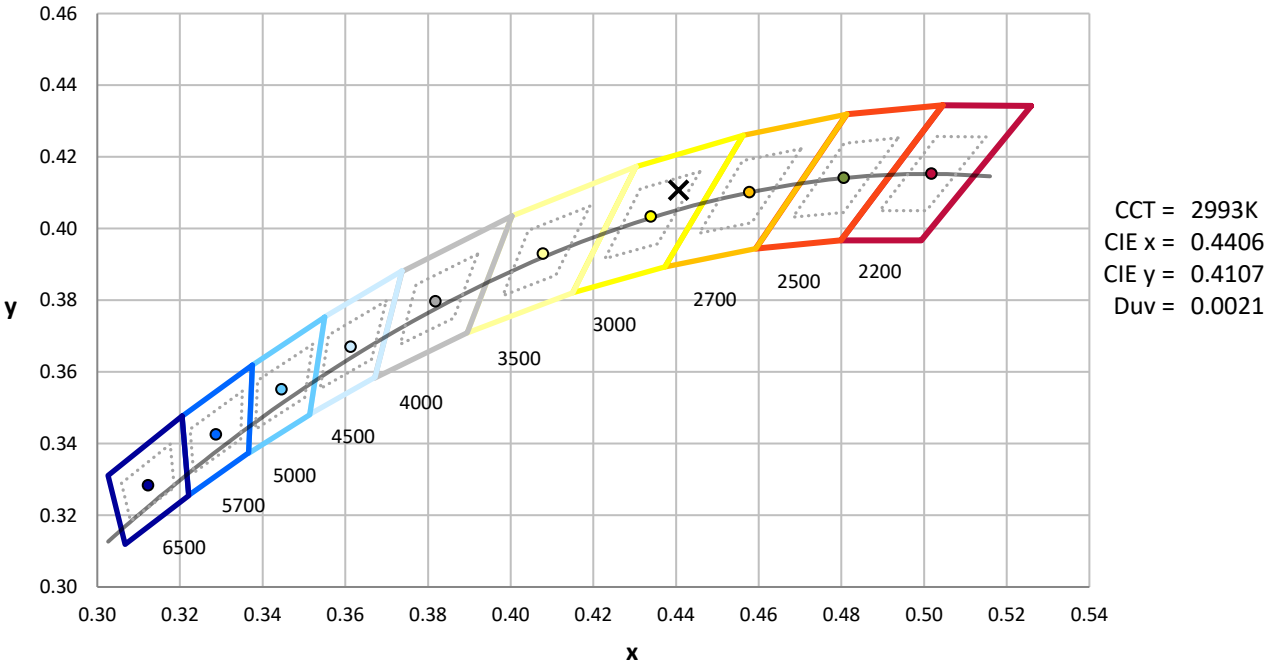
Measurement and Test Equipment			
Instrument	Identification Number	Calibration Date	Calibration Due Date
Photometer	IN0058	6/18/2024	12/18/2024
Power Meter	INXT2011004	2/8/2024	2/8/2025
AC Power Source	IN0063	10/24/2023	10/24/2024
DC Power Source	IN0208	10/24/2023	10/24/2024
Sphere Thermometer	IN0085	10/24/2023	10/24/2024
Room Thermometer	IN0046	10/24/2023	10/24/2024

REPORT NUMBER: SP1-2407-184-14

CIE 1931 Chromaticity Diagram



CIE 1931 Chromaticity Diagram with 2017 ANSI 7-Step and 4-Step Quadrangles



CCT = 2993K
 CIE x = 0.4406
 CIE y = 0.4107
 Duv = 0.0021

Point lies inside the ANSI 3000K 4-step quadrangle

REPORT NUMBER: SP1-2407-184-14

Photopic Flux vs. Wavelength



Photopic Lumens: NR

λ (nm)	Power W [^] /nm	Lumens (ϕ /nm)	λ (nm)	Power W [^] /nm	Lumens (ϕ /nm)	λ (nm)	Power W [^] /nm	Lumens (ϕ /nm)	λ (nm)	Power W [^] /nm	Lumens (ϕ /nm)	λ (nm)	Power W [^] /nm	Lumens (ϕ /nm)
360	0	NR	490	310	NR	620	998	NR	750	77	NR	880	2	NR
365	0	NR	495	347	NR	625	993	NR	755	66	NR	885	1	NR
370	0	NR	500	379	NR	630	983	NR	760	56	NR	890	1	NR
375	0	NR	505	412	NR	635	960	NR	765	48	NR	895	1	NR
380	0	NR	510	442	NR	640	930	NR	770	41	NR	900	1	NR
385	0	NR	515	475	NR	645	889	NR	775	35	NR	905	1	NR
390	0	NR	520	506	NR	650	846	NR	780	30	NR	910	1	NR
395	0	NR	525	535	NR	655	794	NR	785	26	NR	915	1	NR
400	1	NR	530	565	NR	660	740	NR	790	22	NR	920	1	NR
405	2	NR	535	592	NR	665	684	NR	795	19	NR	925	1	NR
410	6	NR	540	615	NR	670	624	NR	800	16	NR	930	0	NR
415	10	NR	545	638	NR	675	567	NR	805	14	NR	935	0	NR
420	20	NR	550	658	NR	680	513	NR	810	12	NR	940	0	NR
425	38	NR	555	678	NR	685	459	NR	815	10	NR	945	0	NR
430	70	NR	560	695	NR	690	412	NR	820	9	NR	950	0	NR
435	136	NR	565	716	NR	695	363	NR	825	8	NR	955	0	NR
440	262	NR	570	740	NR	700	320	NR	830	7	NR	960	0	NR
445	424	NR	575	765	NR	705	281	NR	835	6	NR	965	0	NR
450	406	NR	580	796	NR	710	245	NR	840	5	NR	970	0	NR
455	313	NR	585	827	NR	715	215	NR	845	4	NR	975	0	NR
460	294	NR	590	861	NR	720	188	NR	850	4	NR	980	0	NR
465	250	NR	595	894	NR	725	162	NR	855	3	NR	985	0	NR
470	217	NR	600	927	NR	730	140	NR	860	3	NR	990	0	NR
475	228	NR	605	954	NR	735	121	NR	865	2	NR	995	0	NR
480	249	NR	610	976	NR	740	104	NR	870	2	NR	1000	0	NR
485	276	NR	615	992	NR	745	89	NR	875	2	NR			

REPORT NUMBER: SP1-2407-184-14

Scotopic Flux vs. Wavelength



Scotopic Lumens: NR

S/P: 1.39

λ (nm)	Power W [^] /nm	Lumens (ϕ /nm)	λ (nm)	Power W [^] /nm	Lumens (ϕ /nm)	λ (nm)	Power W [^] /nm	Lumens (ϕ /nm)	λ (nm)	Power W [^] /nm	Lumens (ϕ /nm)	λ (nm)	Power W [^] /nm	Lumens (ϕ /nm)
360	0	NR	490	310	NR	620	998	NR	750	77	NR	880	2	NR
365	0	NR	495	347	NR	625	993	NR	755	66	NR	885	1	NR
370	0	NR	500	379	NR	630	983	NR	760	56	NR	890	1	NR
375	0	NR	505	412	NR	635	960	NR	765	48	NR	895	1	NR
380	0	NR	510	442	NR	640	930	NR	770	41	NR	900	1	NR
385	0	NR	515	475	NR	645	889	NR	775	35	NR	905	1	NR
390	0	NR	520	506	NR	650	846	NR	780	30	NR	910	1	NR
395	0	NR	525	535	NR	655	794	NR	785	26	NR	915	1	NR
400	1	NR	530	565	NR	660	740	NR	790	22	NR	920	1	NR
405	2	NR	535	592	NR	665	684	NR	795	19	NR	925	1	NR
410	6	NR	540	615	NR	670	624	NR	800	16	NR	930	0	NR
415	10	NR	545	638	NR	675	567	NR	805	14	NR	935	0	NR
420	20	NR	550	658	NR	680	513	NR	810	12	NR	940	0	NR
425	38	NR	555	678	NR	685	459	NR	815	10	NR	945	0	NR
430	70	NR	560	695	NR	690	412	NR	820	9	NR	950	0	NR
435	136	NR	565	716	NR	695	363	NR	825	8	NR	955	0	NR
440	262	NR	570	740	NR	700	320	NR	830	7	NR	960	0	NR
445	424	NR	575	765	NR	705	281	NR	835	6	NR	965	0	NR
450	406	NR	580	796	NR	710	245	NR	840	5	NR	970	0	NR
455	313	NR	585	827	NR	715	215	NR	845	4	NR	975	0	NR
460	294	NR	590	861	NR	720	188	NR	850	4	NR	980	0	NR
465	250	NR	595	894	NR	725	162	NR	855	3	NR	985	0	NR
470	217	NR	600	927	NR	730	140	NR	860	3	NR	990	0	NR
475	228	NR	605	954	NR	735	121	NR	865	2	NR	995	0	NR
480	249	NR	610	976	NR	740	104	NR	870	2	NR	1000	0	NR
485	276	NR	615	992	NR	745	89	NR	875	2	NR			

REPORT NUMBER: SP1-2407-184-14

Melanopic Flux vs. Wavelength



Melanopic Lumens: NR

M/P: 2.69

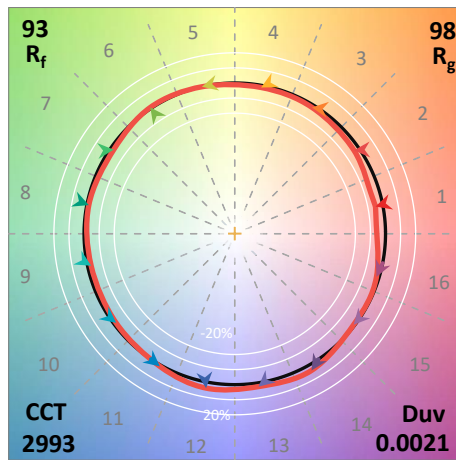
λ (nm)	Power W [^] /nm	Lumens (φ/nm)	λ (nm)	Power W [^] /nm	Lumens (φ/nm)	λ (nm)	Power W [^] /nm	Lumens (φ/nm)	λ (nm)	Power W [^] /nm	Lumens (φ/nm)	λ (nm)	Power W [^] /nm	Lumens (φ/nm)
360	0	NR	490	310	NR	620	998	NR	750	77	NR	880	2	NR
365	0	NR	495	347	NR	625	993	NR	755	66	NR	885	1	NR
370	0	NR	500	379	NR	630	983	NR	760	56	NR	890	1	NR
375	0	NR	505	412	NR	635	960	NR	765	48	NR	895	1	NR
380	0	NR	510	442	NR	640	930	NR	770	41	NR	900	1	NR
385	0	NR	515	475	NR	645	889	NR	775	35	NR	905	1	NR
390	0	NR	520	506	NR	650	846	NR	780	30	NR	910	1	NR
395	0	NR	525	535	NR	655	794	NR	785	26	NR	915	1	NR
400	1	NR	530	565	NR	660	740	NR	790	22	NR	920	1	NR
405	2	NR	535	592	NR	665	684	NR	795	19	NR	925	1	NR
410	6	NR	540	615	NR	670	624	NR	800	16	NR	930	0	NR
415	10	NR	545	638	NR	675	567	NR	805	14	NR	935	0	NR
420	20	NR	550	658	NR	680	513	NR	810	12	NR	940	0	NR
425	38	NR	555	678	NR	685	459	NR	815	10	NR	945	0	NR
430	70	NR	560	695	NR	690	412	NR	820	9	NR	950	0	NR
435	136	NR	565	716	NR	695	363	NR	825	8	NR	955	0	NR
440	262	NR	570	740	NR	700	320	NR	830	7	NR	960	0	NR
445	424	NR	575	765	NR	705	281	NR	835	6	NR	965	0	NR
450	406	NR	580	796	NR	710	245	NR	840	5	NR	970	0	NR
455	313	NR	585	827	NR	715	215	NR	845	4	NR	975	0	NR
460	294	NR	590	861	NR	720	188	NR	850	4	NR	980	0	NR
465	250	NR	595	894	NR	725	162	NR	855	3	NR	985	0	NR
470	217	NR	600	927	NR	730	140	NR	860	3	NR	990	0	NR
475	228	NR	605	954	NR	735	121	NR	865	2	NR	995	0	NR
480	249	NR	610	976	NR	740	104	NR	870	2	NR	1000	0	NR
485	276	NR	615	992	NR	745	89	NR	875	2	NR			

Summary

$R_f = 92.6$
 $R_g = 98.5$
 $CIE R_a = 92.4$
 $R_9 = 58.2$



Color Vector Graphics



Individual Sample Fidelity Index ($R_{f,i}$)

CES01 = 86	CES26 = 94	CES51 = 98	CES76 = 90
CES02 = 63	CES27 = 94	CES52 = 98	CES77 = 91
CES03 = 32	CES28 = 97	CES53 = 96	CES78 = 88
CES04 = 70	CES29 = 95	CES54 = 95	CES79 = 94
CES05 = 51	CES30 = 97	CES55 = 94	CES80 = 94
CES06 = 51	CES31 = 96	CES56 = 94	CES81 = 84
CES07 = 43	CES32 = 91	CES57 = 94	CES82 = 97
CES08 = 42	CES33 = 98	CES58 = 94	CES83 = 97
CES09 = 29	CES34 = 96	CES59 = 97	CES84 = 95
CES10 = 76	CES35 = 97	CES60 = 95	CES85 = 85
CES11 = 59	CES36 = 87	CES61 = 94	CES86 = 84
CES12 = 65	CES37 = 95	CES62 = 92	CES87 = 92
CES13 = 44	CES38 = 93	CES63 = 93	CES88 = 95
CES14 = 74	CES39 = 99	CES64 = 92	CES89 = 86
CES15 = 72	CES40 = 98	CES65 = 89	CES90 = 96
CES16 = 48	CES41 = 98	CES66 = 90	CES91 = 82
CES17 = 50	CES42 = 97	CES67 = 89	CES92 = 81
CES18 = 57	CES43 = 97	CES68 = 90	CES93 = 89
CES19 = 72	CES44 = 99	CES69 = 92	CES94 = 80
CES20 = 67	CES45 = 99	CES70 = 89	CES95 = 86
CES21 = 86	CES46 = 96	CES71 = 87	CES96 = 92
CES22 = 79	CES47 = 95	CES72 = 95	CES97 = 96
CES23 = 92	CES48 = 93	CES73 = 85	CES98 = 94
CES24 = 91	CES49 = 97	CES74 = 93	CES99 = 91
CES25 = 72	CES50 = 98	CES75 = 88	



Color Rendition by Hue-Angle Bin



Measure Comparisons



(END OF REPORT)